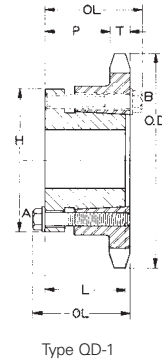
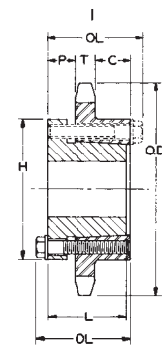


SPROCKETS FOR No. 100. 1 1/4" PITCH ANSI CHAIN
TABLE No. 1 STEEL SINGLE SPROCKETS WITH Q-D® BUSHINGS

PART No.	BUSHING	BORE RANGE	DIAMETERS		TYPE	No. TEETH	DIMENSIONS					WT.LESS BUSHING	
			OUTSIDE	PITCH			T NOM.	OL	L	P	C		H
H100SDS11	SDS	1/2 - 2"	5.01"	4.437"	QD-1	11	.692"	1 21/32"	1.33"	25/32"	-	3 1/8"	2.33
H100SDS12	SDS	1/2 - 2	5.42	4.830	QD-1	12	.692	1 21/32	1.33	25/32	-	3 1/8	2.91
H100SK13	SK	1/2 - 2 5/8	5.82	5.223	QD-1	13	.692	2 23/64	1 3/4	1 15/32	-	3 7/8	3.80
H100SK14	SK	1/2 - 2 5/8	6.23	5.617	QD-1	14	.692	2 23/64	1 3/4	1 15/32	-	3 7/8	4.62
H100SF15	SF	1/2 - 2 15/16	6.63	6.012	QD-1	15	.692	2 25/64	2	1 15/32	-	4 5/8	5.5
H100SF16	SF	1/2 - 2 15/16	7.03	6.407	QD-1	16	.692	2 25/64	2	1 15/32	-	4 5/8	6.2
H100SF17	SF	1/2 - 2 15/16	7.44	6.803	QD-1	17	.692	2 25/64	2	1 15/32	-	4 5/8	7.0
H100E18	E	7/8 - 3 1/2	7.84	7.198	QD-1	18	.692	3 1/16	2.64	2 1/32	-	6	9.9
H100E19	E	7/8 - 3 1/2	8.24	7.595	QD-1	19	.692	3 1/16	2.64	2 1/32	-	6	11.0
H100E20	E	7/8 - 3 1/2	8.64	7.991	QD-1	20	.692	3 1/16	2.64	2 1/32	-	6	11.7
H100E21	E	7/8 - 3 1/2	9.04	8.387	QD-1	21	.692	3 1/16	2.64	2 1/32	-	6	12.6
H100E22	E	7/8 - 3 1/2	9.44	8.783	QD-1	22	.692	3 1/16	2.64	2 1/32	-	6	13.6
H100E23	E	7/8 - 3 1/2	9.84	9.180	QD-1	23	.692	3 1/16	2.64	2 1/32	-	6	14.6
H100E24	E	7/8 - 3 1/2	10.25	9.577	QD-1	24	.692	3 1/16	2.64	2 1/32	-	6	15.6
H100E25	E	7/8 - 3 1/2	10.65	9.973	QD-1	25	.692	3 1/16	2.64	2 1/32	-	6	16.7
H100E26	E	7/8 - 3 1/2	11.05	10.370	QD-1	26	.692	3 1/16	2.64	2 1/32	-	6	17.8
H100E27	E	7/8 - 3 1/2	11.44	10.767	QD-1	27	.692	3 1/16	2.64	2 1/32	-	6	19.0
H100E28	E	7/8 - 3 1/2	11.84	11.164	QD-1	28	.692	3 1/16	2.64	2 1/32	-	6	20.2
H100E30	E	7/8 - 3 1/2	12.64	11.958	QD-1	30	.692	3 1/16	2.64	2 1/32	-	6	22.8
100E32	E	7/8 - 3 1/2	13.44	12.753	QD-1	32	.692	3 1/16	2.64	2 1/32	-	6	25.5
100E35	E	7/8 - 3 1/2	14.64	13.945	QD-1	35	.692	3 1/16	2.64	2 1/32	-	6	29.9
100E36	E	7/8 - 3 1/2	15.04	14.342	QD-1	36	.692	3 1/16	2.64	2 1/32	-	6	31.5
100E40	E	7/8 - 3 1/2	16.63	15.932	QD-1	40	.692	3 1/16	2.64	2 1/32	-	6	38.2
100E42	E	7/8 - 3 1/2	17.43	16.727	QD-1	42	.692	3 1/16	2.64	2 1/32	-	6	41.8
100E45	E	7/8 - 3 1/2	18.63	17.920	QD-1	45	.692	3 1/16	2.64	2 1/32	-	6	47.5
100E48	E	7/8 - 3 1/2	19.82	19.112	QD-1	48	.692	3 1/16	2.64	2 1/32	-	6	53.7
100E54	E	7/8 - 3 1/2	22.21	21.498	QD-2	54	.692	3 1/16	2.64	1 3/32	15/16	6	67.1
100E60	E	7/8 - 3 1/2	24.60	23.884	QD-2	60	.692	3 1/16	2.64	1 3/32	15/16	6	82.2
100F70	F	1 - 4	28.58	27.862	QD-2	70	.692	4 13/64	3.68	1 3/8	1 13/16	6 5/8	117
100F72	F	1 - 4	29.38	28.657	QD-2	72	.692	4 13/64	3.68	1 3/8	1 13/16	6 5/8	123
100F80	F	1 - 4	32.57	31.839	QD-2	80	.692	4 13/64	3.68	1 3/8	1 13/16	6 5/8	140



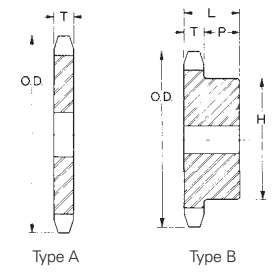
Type QD-1



Type QD-2

TABLE No. 2 TYPE "A" STEEL PLATE SPROCKETS

PART No.	OUTSIDE DIA.	PITCH DIA.	No. TEETH	STOCK BORE	T (NOM.)	WT. LBS.	PART No.	OUTSIDE DIA.	PITCH DIA.	No. TEETH	STOCK BORE	T (NOM.)	WT. LBS.
100A7	3.35"	2.881"	7	1"	.692"	.9	100A38	15.84"	15.137"	38	1 1/4"	.692"	31.7
100A8	3.77	3.266	8	1	.692	1.0	100A39	16.23	15.534	39	1 1/4	.692	33.4
100A9	4.18	3.665	9	1	.692	1.5	100A40	16.63	15.932	40	1 1/4	.692	35.1
100A10	4.60	4.045	10	1	.692	2.0	100A41	17.03	16.329	41	1 1/4	.692	36.9
100A11	5.01	4.437	11	1 1/4	.692	2.3	100A42	17.43	16.727	42	1 1/4	.692	38.7
100A12	5.42	4.830	12	1 1/4	.692	3.1	100A43	17.83	17.124	43	1 1/2	.692	40.6
100A13	5.82	5.223	13	1 1/4	.692	3.4	100A44	18.23	17.522	44	1 1/2	.692	42.5
100A14	6.23	5.617	14	1 1/4	.692	4.1	100A45	18.63	17.920	45	1 1/2	.692	44.5
100A15	6.63	6.012	15	1 1/4	.692	4.8	100A46	19.02	18.317	46	1 1/2	.692	46.5
100A16	7.03	6.407	16	1 1/4	.692	5.4	100A47	19.42	18.715	47	1 1/2	.692	48.5
100A17	7.44	6.803	17	1 1/4	.692	6.2	100A48	19.82	19.112	48	1 1/2	.692	50.6
100A18	7.84	7.198	18	1 1/4	.692	7.2	100A49	20.22	19.510	49	1 1/2	.692	52.7
100A19	8.24	7.595	19	1 1/4	.692	7.5	100A50	20.62	19.908	50	1 1/2	.692	54.9
100A20	8.64	7.991	20	1 1/4	.692	8.9	100A51	21.02	20.305	51	1 1/2	.692	57.1
100A21	9.04	8.387	21	1 1/4	.692	9.6	100A52	21.42	20.703	52	1 1/2	.692	59.4
100A22	9.44	8.783	22	1 1/4	.692	11.3	100A53	21.81	21.100	53	1 1/2	.692	61.7
100A23	9.84	9.180	23	1 1/4	.692	12.0	100A54	22.21	21.498	54	1 1/2	.692	64.1
100A24	10.25	9.577	24	1 1/4	.692	13.3	100A55	22.61	21.896	55	1 1/2	.692	66.5
100A25	10.65	9.973	25	1 1/4	.692	14.1	100A56	23.01	22.296	56	1 1/2	.692	68.9
100A26	11.05	10.370	26	1 1/4	.692	15.3	100A57	23.41	22.691	57	1 1/2	.692	71.4
100A27	11.44	10.767	27	1 1/4	.692	16.4	100A58	23.81	23.089	58	1 1/2	.692	73.9
100A28	11.84	11.164	28	1 1/4	.692	17.5	100A59	24.20	23.486	59	1 1/2	.692	76.5
100A29	12.24	11.561	29	1 1/4	.692	19.6	100A60	24.60	23.884	60	1 1/2	.692	79.1
100A30	12.64	11.958	30	1 1/4	.692	20.4	100A70	28.58	27.862	70	1 1/2	.692	108
100A31	13.04	12.356	31	1 1/4	.692	22.3	100A72	29.38	28.657	72	1 1/2	.692	114
100A32	13.44	12.753	32	1 1/4	.692	22.5	100A76	30.97	30.248	76	1 1/2	.692	127
100A33	13.84	13.150	33	1 1/4	.692	23.9	100A80	32.96	32.237	80	1 1/2	.692	141
100A34	14.24	13.547	34	1 1/4	.692	25.4	100A84	34.16	33.430	84	1 1/2	.692	155
100A35	14.64	13.945	35	1 1/4	.692	26.9	100A90	36.55	35.817	90	1 1/2	.692	178
100A36	15.04	14.342	36	1 1/4	.692	28.4	100A96	38.93	38.203	96	1 1/2	.692	202
100A37	15.44	14.740	37	1 1/4	.692	30.0							


STANDARD KEYSEATS

BORE RANGE	KEYSEAT
1/2" - 9/16"	1/8" X 1/16"
5/8" - 7/8"	3/16" X 3/32"
15/16" - 1 1/4"	1/4" X 1/8"
1 5/16" - 1 3/8"	5/16" X 5/32"
1 7/16" - 1 3/4"	3/8" X 3/16"
1 13/16" - 2 1/4"	1/2" X 1/4"
2 5/16" - 2 3/4"	5/8" X 5/16"
2 13/16" - 3 1/4"	3/4" X 3/8"
3 3/8" - 3 3/4"	7/8" X 7/16"
3 7/8" - 4 1/2"	1" X 1/2"

1 3/8" Bore Bushings also available with 3/8" x 3/16" Keyseat.